

Exhaust Systems and Accessories

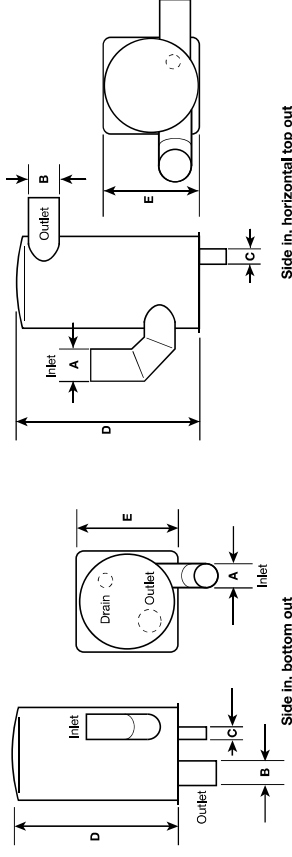
Composite Silencers and Separators

Combined Silencer / Separators



Part No.	Type	Combined Silencer / Separators							
		A	B	C	D	E			
ML-0392-01	Side in, bottom out	3 1/2	89	3 1/2	89	2	51	617	370
ML-0392-02	Side in, bottom out	4	102	4	102	3	76	641	370
ML-0392-03	Side in, bottom out	5	127	5	127	3	76	750	430
ML-0392-04	Side in, bottom out	6	152	6	152	3	76	920	470
ML-0364-01	Side in, horizontal top out	3 1/2	89	3 1/2	89	2	51	595	370
ML-0364-02	Side in, horizontal top out	4	102	4	102	3	76	626	370
ML-0364-03	Side in, horizontal top out	5	127	5	127	3	76	725	430
ML-0364-04	Side in, horizontal top out	6	152	6	152	3	76	904	470

Drawings and dimensions are for guidance. Alternative sizes and configurations available on request. All units are made to order and customisable.



Halyard UK Manufacturing Facilities



Halyard products including stainless steel risers, water injection spray heads, exhaust transom outlets, supports, high temperature GRP silencers and separators, tube and connectors, marine exhaust hose, silicone hoses and bellows are designed and manufactured in-house at our UK manufacturing facilities.

As a result Halyard are uniquely placed to be able to design and manufacture market leading exhaust systems and components to meet your exact requirements.



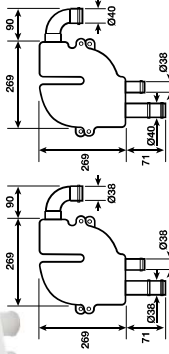
Moulded Water Separators

MS4000 Series Water Separator



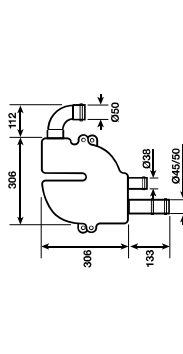
Halyard's exhaust water separator range is available with inlet / outlet diameters from 38mm (1.5") to 76mm (3"). Manufactured from a special high temperature Polyolefin and available from stock.

MS4020 38mm 90° Outlet
MS4025 40mm 90° Outlet
Exhaust: 38mm and 40mm
Gas Outlet: 38mm and 40mm
Maximum Water Flow: 18 Litres Per Minute
Weight: 1.1kg

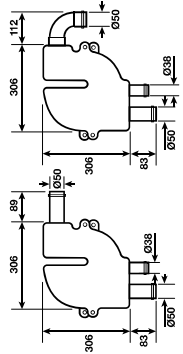


MS5000 Series Water Separator

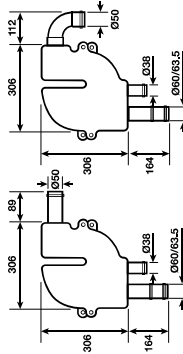
MS5020 45mm and 50mm 90° Outlet
Exhaust: 45mm and 50mm
Gas Outlet: 50mm
Maximum Water Flow: 42 Litres Per Minute
Weight: 1.7kg



MS5010 50mm Straight Outlet
MS5025 50mm 90° Outlet
Exhaust: 50mm
Gas Outlet: 50mm
Maximum Water Flow: 42 Litres Per Minute
Weight: 1.7kg



MS5015 60mm and 63.5mm Straight Outlet
MS5030 60mm and 63.5mm 90° Outlet
Exhaust: 60mm and 63.5mm
Gas Outlet: 50mm
Maximum Water Flow: 42 Litres Per Minute
Weight: 1.7kg



MS7000 Series Water Separator

MS7000 76mm 90° Outlet
Exhaust: 76mm
Gas Outlet: 76mm
Maximum Water Flow: 65 Litres Per Minute
Weight: 3.3kg

