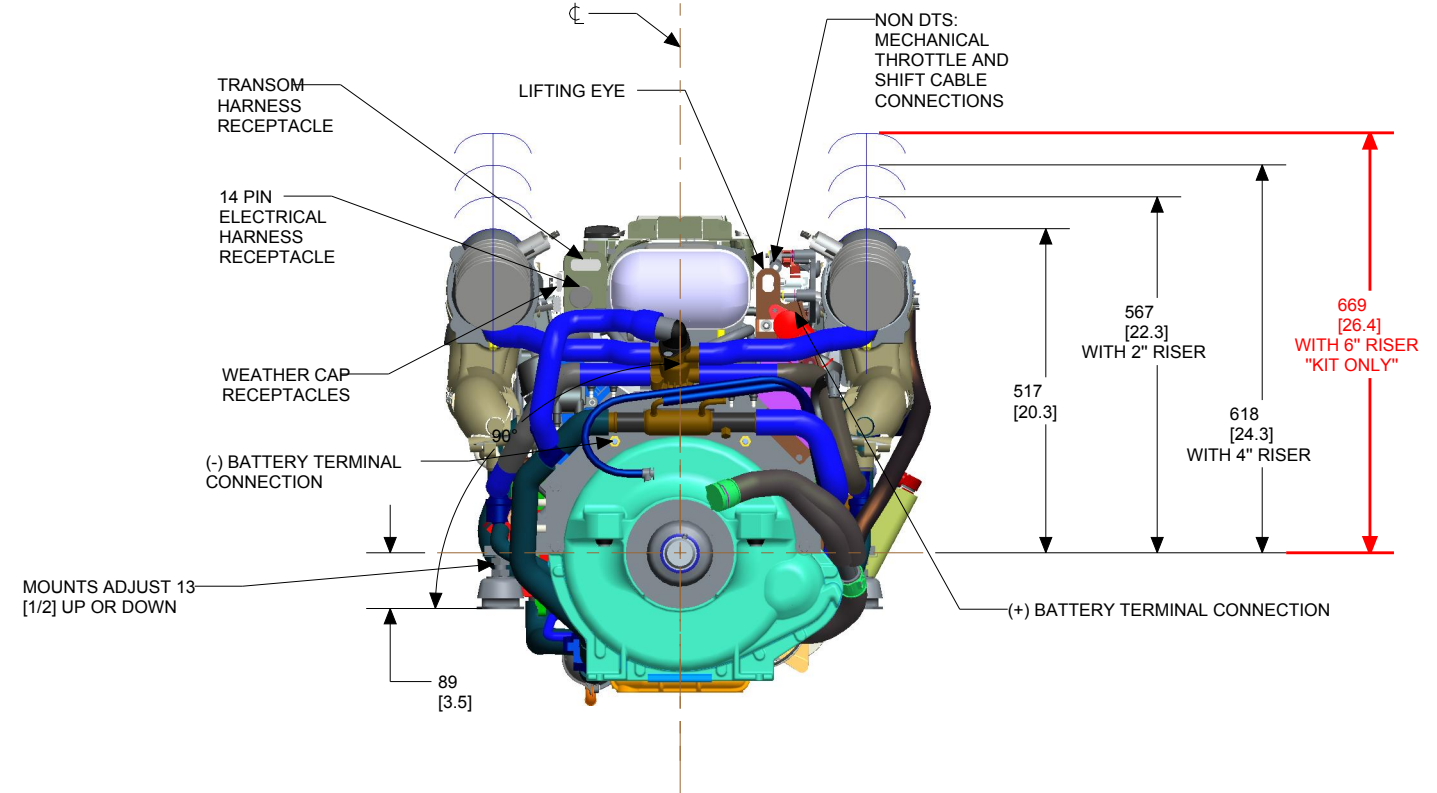
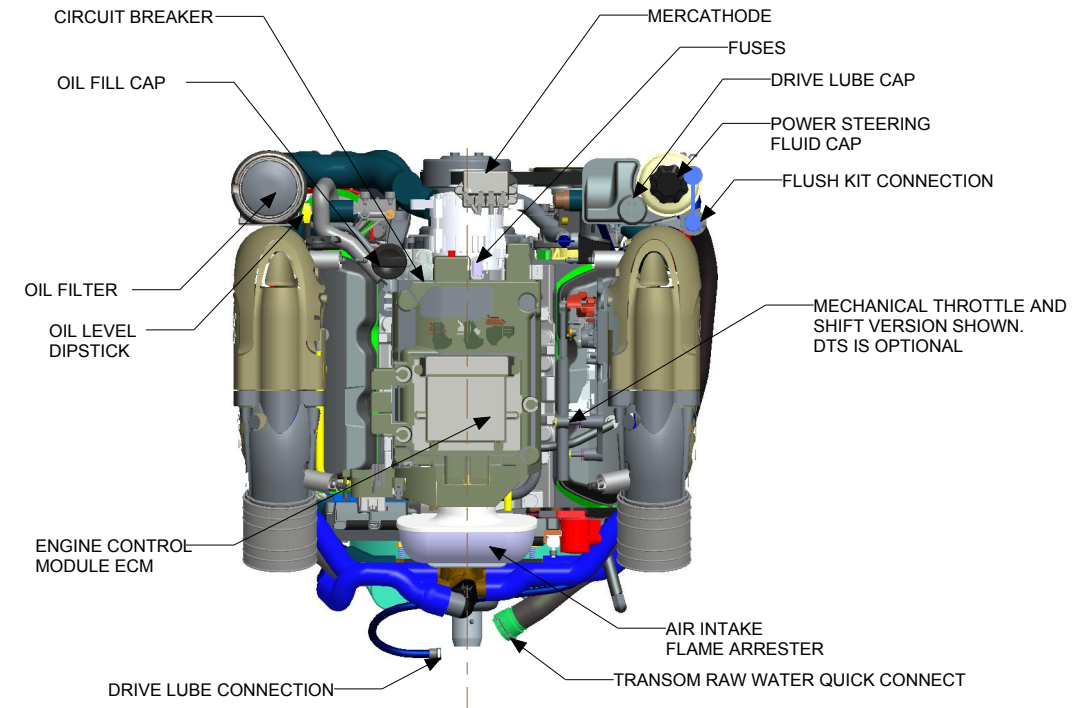
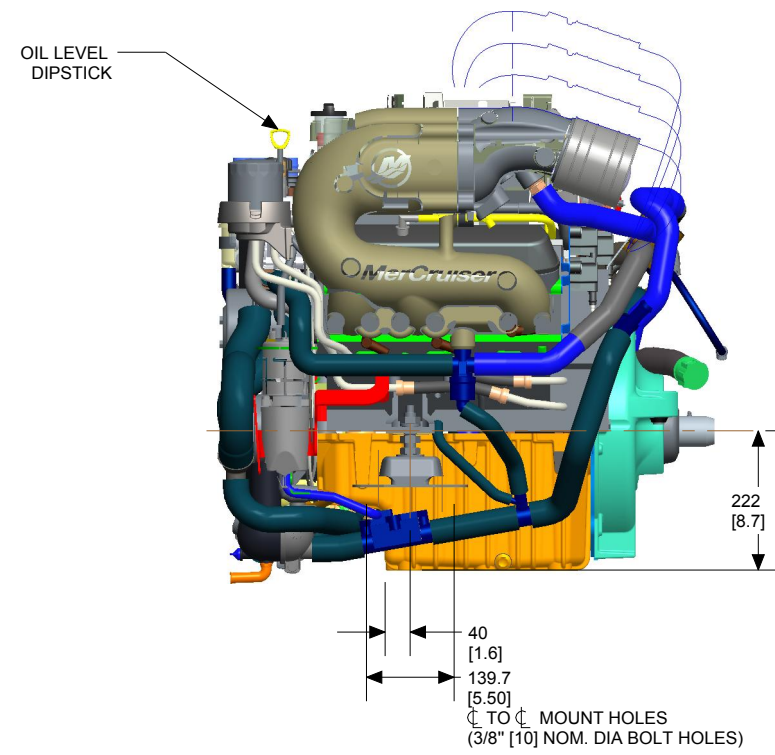
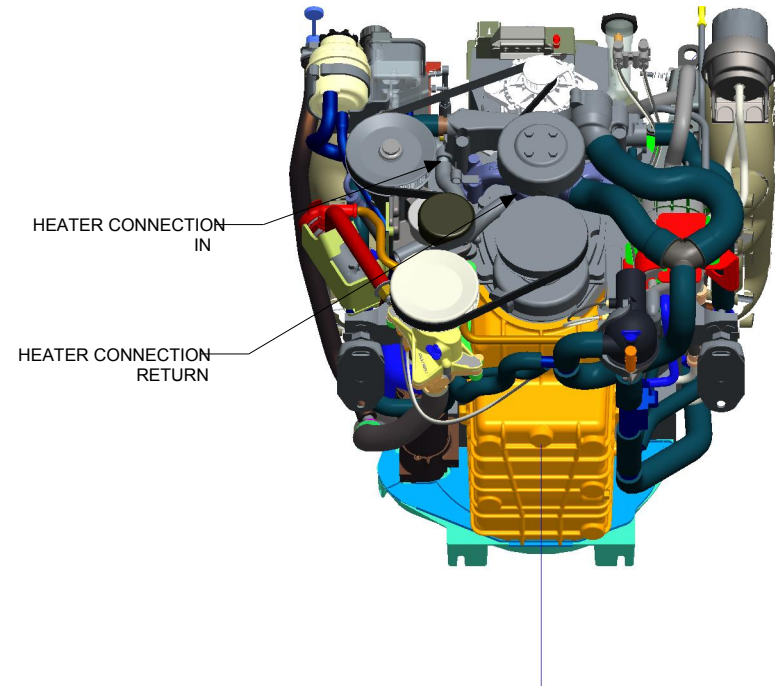


NOTES:
 (1) REFER TO THE APPLICATION MANUAL FOR COMPLETE PRODUCT INSTALLATION REQUIREMENTS.
 (2) DIMENSIONS REQUIRE A MINIMUM OF 1/2 in. (13 mm) CLEARANCE FOR MOTOR MOUNT DEFLECTION.
 (3) INNER AND OUTER SURFACES OF TRANSOM MUST BE PARALLEL WITHIN 1/8 in. (3 mm) IN AREA COVERED BY TRANSOM PLATES AND REMAIN WITHIN TRANSOM THICKNESS LIMITS.
 (4) REFER TO "TRANSOM CUTOUT" IN THE INSTALLATION MANUAL TO FIND THE CRANKSHAFT CENTERLINE VS. BOAT BOTTOM.

8M4503652	REVISION	UNITS	SCALE	SHEETS	
4.5L EC BRAVO RWC	B	mm (in)	1:12 25.4 mm = 305 mm 1" = 1"	1 of 2	
3-POINT DRAIN					



NOTES:
 (1) REFER TO THE APPLICATION MANUAL FOR COMPLETE PRODUCT INSTALLATION REQUIREMENTS.
 (2) DIMENSIONS REQUIRE A MINIMUM OF 1/2 in. (13 mm) CLEARANCE FOR MOTOR MOUNT DEFLECTION.
 (3) INNER AND OUTER SURFACES OF TRANSOM MUST BE PARALLEL WITHIN 1/8 in. (3 mm) IN AREA COVERED BY TRANSOM PLATES AND REMAIN WITHIN TRANSOM THICKNESS LIMITS.
 (4) REFER TO "TRANSOM CUTOUT" IN THE INSTALLATION MANUAL TO FIND THE CRANKSHAFT CENTERLINE VS. BOAT BOTTOM.

8M4503652	REVISION	UNITS	SCALE	SHEETS	
4.5L EC BRAVO RWC	B	mm (in)	1:12 25.4 mm = 305 mm 1" = 1"	2 of 2	
3-POINT DRAIN					