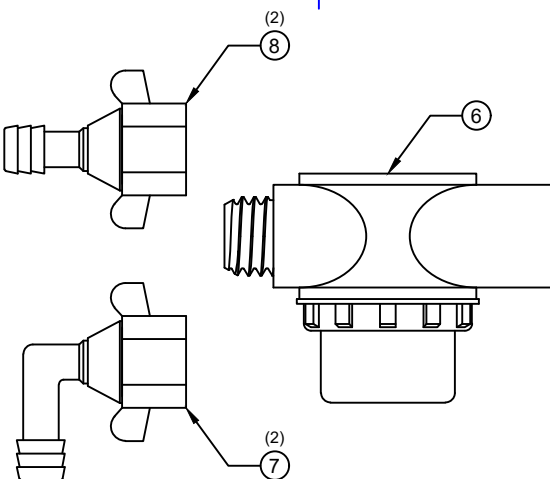
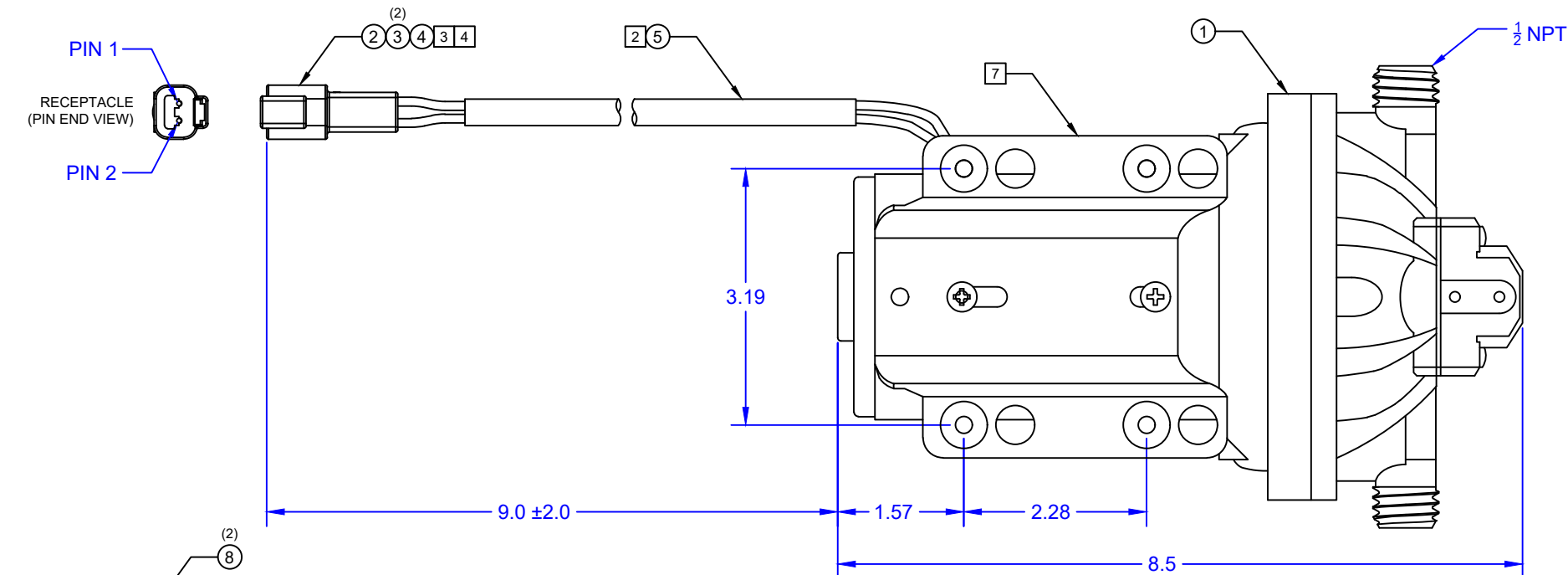


NOTES:

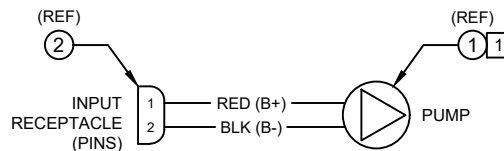
- 1 BYPASS PRESSURE SWITCH WITH +V WIRING.
- 2 ROUTE LEAD WIRES THROUGH VINYL TUBING, ITEM 5, BEFORE CONNECTOR INSTALLATION.
- 3 STRIP INSULATION FROM LEAD WIRES AND CRIMP MALE CONTACTS, ITEM 3, ONTO CONDUCTOR ENDS USING DEUTSCH CRIMP TOOL HDT-48-00 or HDT-1561.
- 4 ASSEMBLE DEUTSCH RECEPTACLE AND WEDGELOCK, ITEMS 2 & 4, ACCORDING TO MFR INSTRUCTIONS AND SCHEMATIC DIAGRAM.
- 5 PACKAGE AND SHIP ITEMS 6-8 WITH PUMP ASSEMBLY.
6. GENERAL SPECIFICATIONS:
VOLTS: 24 VOLTS DC (OPERATE AT 12V FOR SK1)
FLOW: 5.5 GPM (NOMINAL AT 24V, APPROX. 2.5 GPM AT 12V)
FUSE OR CIRCUIT BREAKER RATING: 15 AMPS REQUIRED
WIRING POLARITY: INDICATED BY MFR
IGNITION PROTECTION: ISO 8846 OR EQUIV.
- 7 METAL BRACKET AND 4 RUBBER FEET TO SHIP INSTALLED ON PUMP.

REVISIONS					
REV	ECN NO.	ZONE	DESCRIPTION	DATE	APPROVED
1			1. INITIAL RELEASE.	11 MAY 2020	N. TROCHÉ



ACCESSORIES

5



SCHEMATIC DIAGRAM

4

8			ADAPTER FITTING, 1/2" NPT FEMALE TO 1/2" HOSE BARB, STRAIGHT	2	SEAFLO	SEAFLO 51F01	
7			ADAPTER FITTING, 1/2" NPT FEMALE TO 1/2" HOSE BARB, RIGHT ANGLE	2	SEAFLO	SEAFLO 51F03	
6			STRAINER, 1/2" NPT FEMALE TO MALE	1	SEAFLO	SEAFLO 51S01	
5			TUBING, VINYL, 1/4 INCH DIAMETER, BLACK	8 in.	WAYTEK OR EQUIV.	WAYTEK 20224	
4			WEDGELOCK, FOR DT04-2P	1	TE CONN. OR EQUIV.	DEUTSCH W2P	
3			CONTACT, PIN, SOLID, SIZE 16, CRIMP TYPE, 16-20AWG, NICKEL	2	TE CONN. OR EQUIV.	DEUTSCH 0460-202-16141	
2			CONNECTOR, RECEPTACLE, 2 WAY, DP SERIES	1	TE CONN. OR EQUIV.	DEUTSCH DT04-2P	
1			DC PUMP, DIAPHRAGM, 51-SERIES, 24 VDC, 5.5 GPM, w/ BYPASS VALVE	1	SEAFLO	SFDP2-055-060-51SK1	
ITEM NO.	PART NO.	REV.	DESCRIPTION	QTY.	VENDOR	VENDOR NO.	NOTE

WEIGHT-LBS:
4.0 LB. (1.8 KG)

PROPRIETARY AND CONFIDENTIAL
THE INFORMATION CONTAINED IN THIS DRAWING IS THE SOLE PROPERTY OF SEAKEEPER, INC. ANY REPRODUCTION IN PART OR AS A WHOLE WITHOUT THE WRITTEN PERMISSION OF SEAKEEPER, INC. IS PROHIBITED.

DRAWN: S. GOSS
DATE: 20 MAR 2020
ENG APPR: N. TROCHÉ
DATE: 11 MAY 2020
PROD APPR: DATE:

SEAKEEPER
45310 ABELE HOUSE LANE, SUITE 350, CALIFORNIA, MD 20619
TITLE: DC SEAWATER PUMP, SK1 ASSEMBLY
DWG NUMBER: 30331
REV: 1
SHEET NO: 1 OF 1