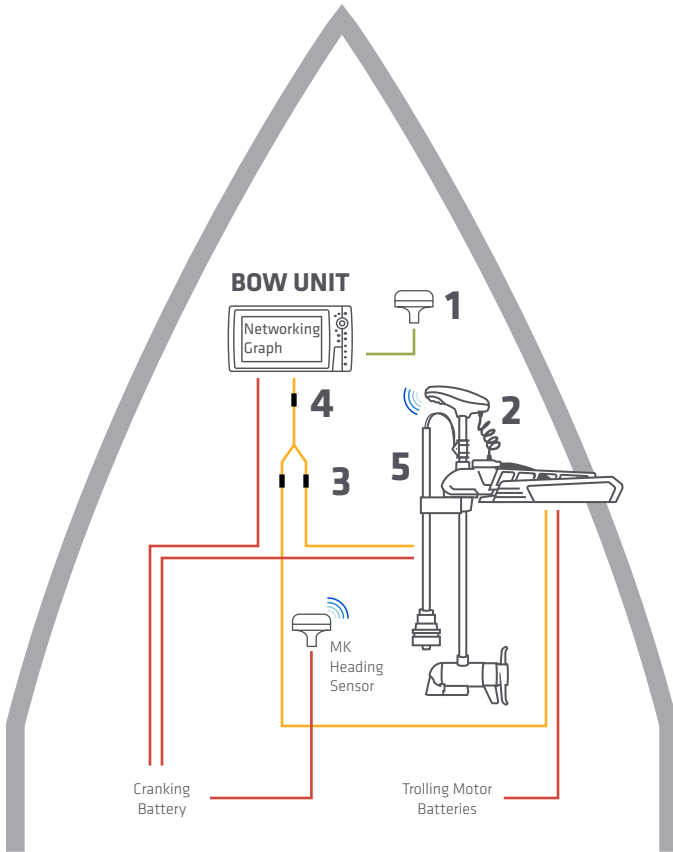







INSTALLATION DIAGRAMS

Adding a MEGA 360 Imaging – Ultrex model to a boat with (1) Bow-Mounted Humminbird unit and Minn Kota motor with Built-In MEGA Imaging



Compatible Accessories

	HELIX G3N Series		SOLIX Series	
1	GPS + Heading Sensor		GPS + Heading Sensor	
	408400-1	AS GPS HS	408400-1	AS GPS HS
			720080-1	AS GPS NMEA
2	Minn Kota Ultrex Trolling Motor with i-Pilot Link and Built-In Mega Imaging *		Minn Kota Ultrex Trolling Motor with i-Pilot Link and Built-In Mega Imaging *	
3	MEGA 360 and MDI/2D Y-Cable		MEGA 360 and MDI/2D Y-Cable	
	720108-1	14 M360 2DDI Y	720108-1	14 M360 2DDI Y
4	MEGA 360 Adapter Cable		MEGA 360 Adapter Cable	
	AD HELIX M360 (Included with MEGA 360)		NA	
5	MEGA 360 Imaging		MEGA 360 Imaging	
	411250-1	MEGA 360 Imaging - Ultrex	411250-1	MEGA 360 Imaging - Ultrex
	 NMEA 0183	 Ethernet	 12V DC Power	 Transducer Cable  Bluetooth® Signal

The accessories and part numbers listed are valid as of April 2020. Installations shown are for HELIX G3N and SOLIX G2 networking models and Minn Kota trolling motors with i-Pilot Link.