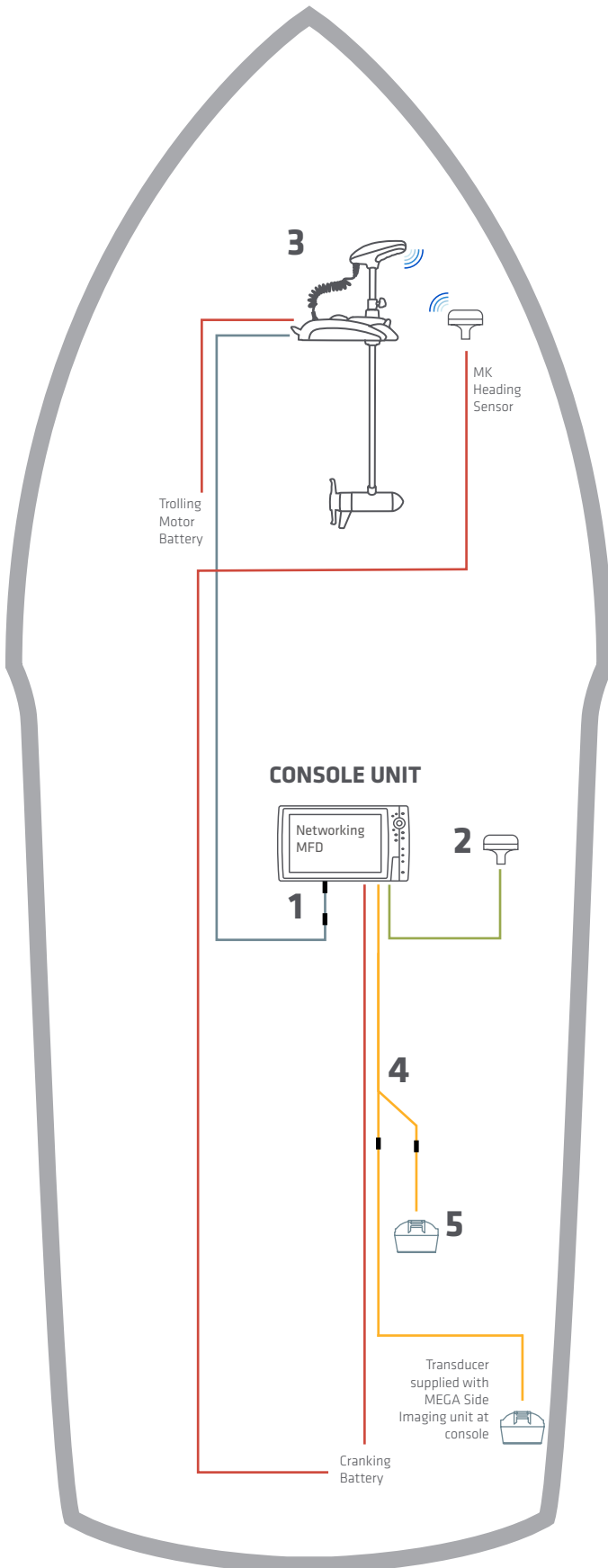



INSTALLATION DIAGRAMS

Saltwater - Minn Kota Riptide Trolling Motor with i-Pilot Link and (1) Console Mount Humminbird Unit




Compatible Accessories


	HELIX Series		SOLIX Series	
1	Ethernet Adapter Cable		Ethernet Adapter Cable	
	720074-1	AS EC QDE	NA	
2	GPS + Heading Sensor		GPS + Heading Sensor	
	408400-1	AS GPS HS	408400-1	AS GPS HS
			720080-1	AS GPS NMEA
3	Minn Kota Trolling Motor with i-Pilot Link *		Minn Kota Trolling Motor with i-Pilot Link *	
4	Transducer Splitter Cable		Transducer Splitter Cable	
	720101-1	9 M SIDB Y	720103-1	14 M SIDB Y
5	High Speed Transducer (fiberglass hull)		High Speed Transducer (fiberglass hull)	
	710276-1	XP 9 HW T	710287-1	XP 14 HW T
6	High Speed Transducer (aluminum hull)		High Speed Transducer (aluminum hull)	
	710274-1	XNT 9 HW T	710285-1	XNT 14 HW T




NMEA 0183




Ethernet



12V DC Power



Transducer Cable



Bluetooth® Signal

* One (1) AS ECX 30E Ethernet Extension cable included with i-Pilot Link trolling motor

The accessories and part numbers listed are valid as of April 2020. Installations shown are for HELIX G3N and SOLIX G2 networking models and Minn Kota trolling motors with i-Pilot Link.